

Daintree[®]

Controls Software (DCS)

SIMPLE, SCALABLE, FLEXIBLE



Current 

The *Intelligent* Solution for *Smart* Buildings

Daintree® Wireless Controls is the market-leading wireless and networked controls platform designed to transform the building management of facilities via seamless, real-time, content-rich data. Our web-based solution is scalable and future-proof, allowing your business to grow into the Internet of Things without changing platforms. You can add-on the latest intelligent building technologies while maintaining the base of connectivity you've already built. It's the cost-efficient way to harness the power of robust data analytics today, and adapt seamlessly to your changing needs in the future.



Daintree® Networked

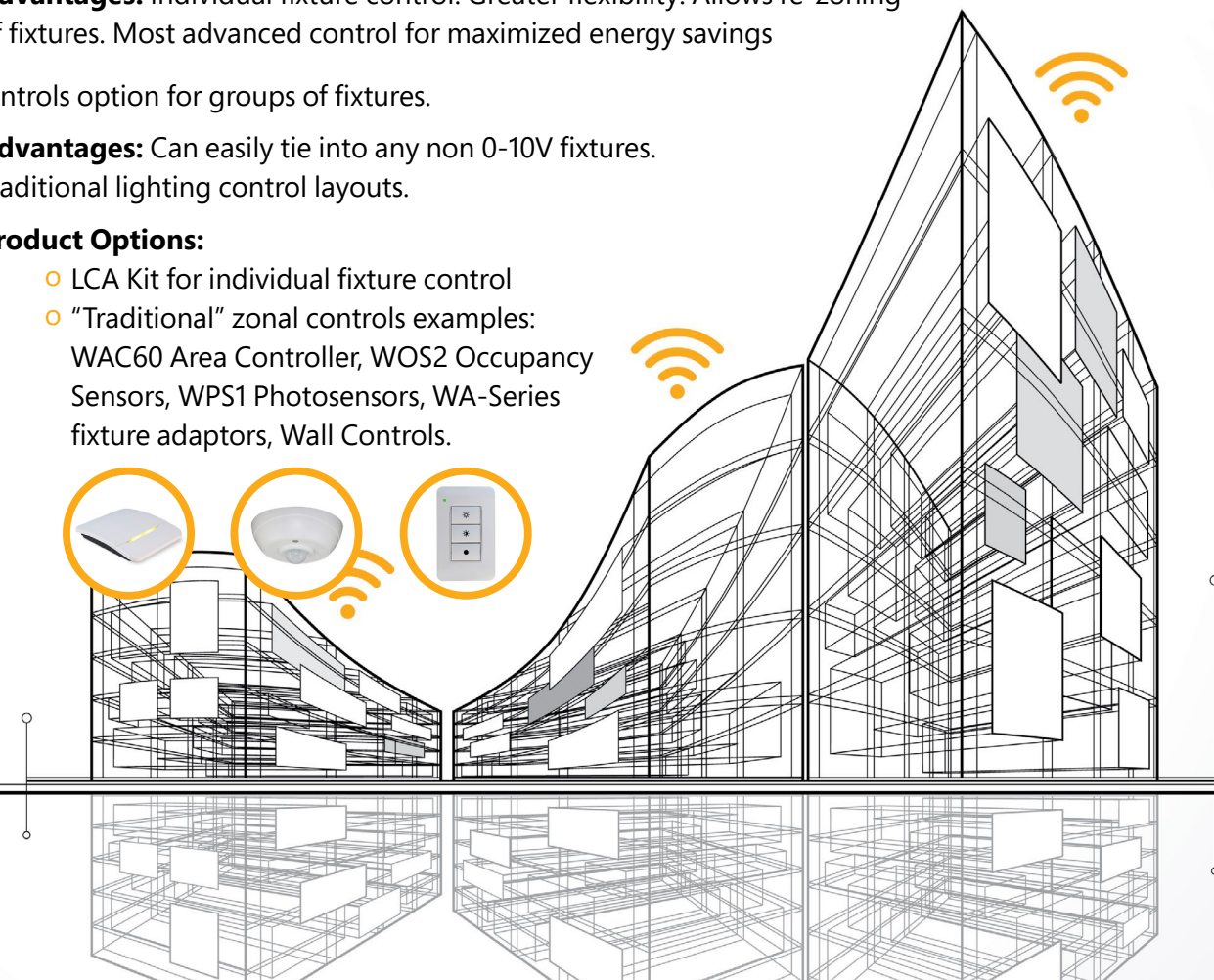


Daintree® Networked provides:

- Infrastructure for feature-rich commercial lighting control for LED lighting while allowing interconnectivity with other systems including HVAC, Plug Load control, fans, water heaters, air compressors and refrigeration units.
- Building owners and managers the ability to monitor, schedule and resolve energy performance with the **Daintree Controls Software**.
- Ability to go beyond lighting control and into the world of IoT. **Daintree Networked** works with ISV technology partners to provide app based data collecting programs including heat mapping, people counting, asset tracking and location based services.

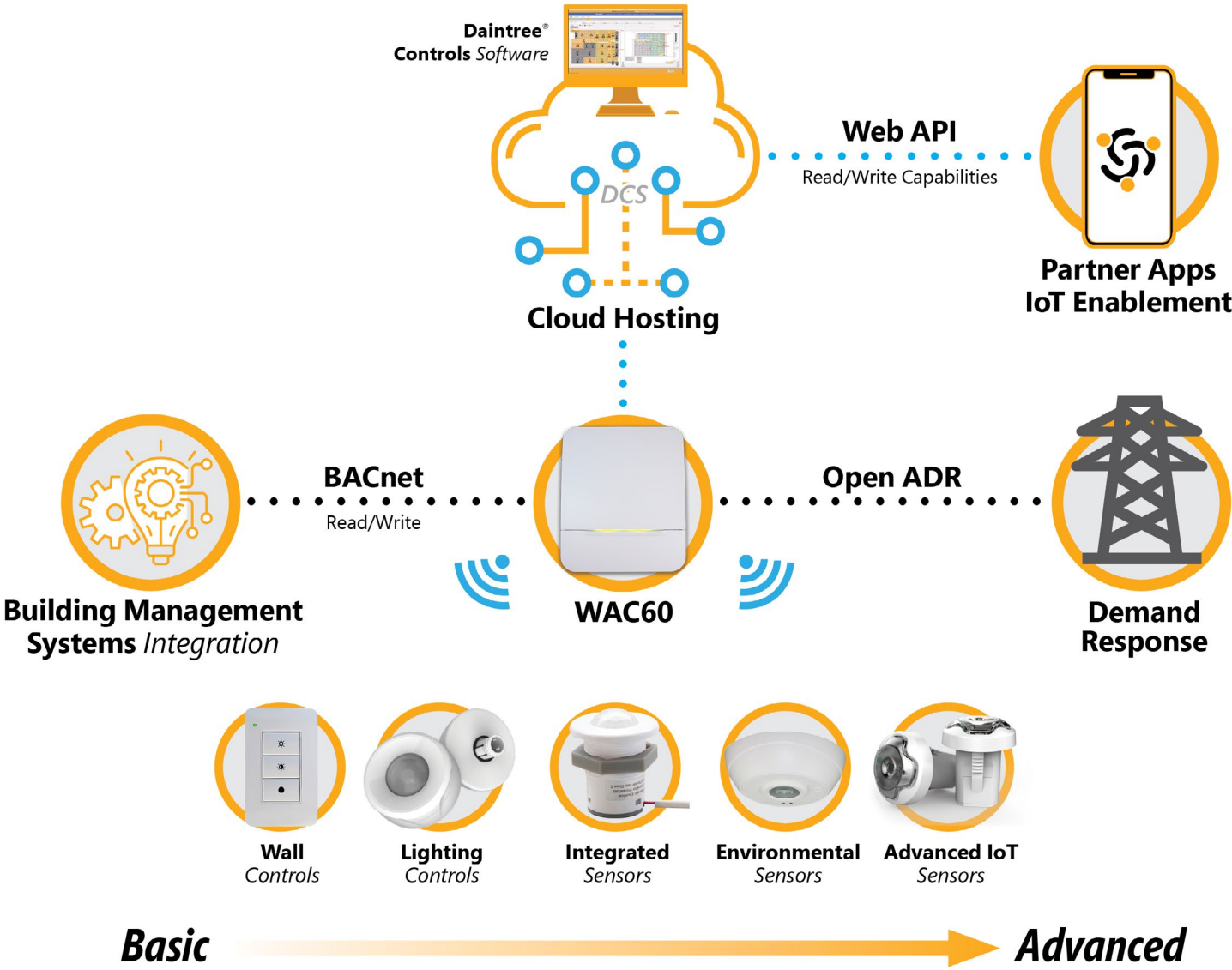
Flexible Solutions

- Advanced, integrated sensors that are preinstalled in Current lighting fixtures measure occupancy and enable daylight harvesting in one solution (available in many Lumination indoor fixtures, **Albeo** High Bay Fixtures & **Evolve** Outdoor Fixtures).
 - **Advantages:** Individual fixture control. Greater flexibility: Allows re-zoning of fixtures. Most advanced control for maximized energy savings
- Zoned controls option for groups of fixtures.
 - **Advantages:** Can easily tie into any non 0-10V fixtures. Traditional lighting control layouts.
 - **Product Options:**
 - LCA Kit for individual fixture control
 - "Traditional" zonal controls examples: WAC60 Area Controller, WOS2 Occupancy Sensors, WPS1 Photosensors, WA-Series fixture adaptors, Wall Controls.



Future-Proof *Solution* Architecture

Our cloud-based system grows with you, supporting the degree of functionality you need today —and in the future. It's designed to integrate an ever-expanding array of Building Management systems and Partner Apps to keep you current with the latest technologies. Connectivity options are extensive and evolving, helping produce greater efficiencies in every area of your business.



Daintree® Controls Software

the *brains* behind the **Daintree** Networked platform

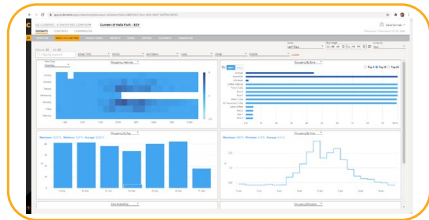


Daintree® Controls Software is an intuitive, data rich software platform that allows easy scheduling and energy monitoring of building networks. As part of the powerful **Daintree** Networked wireless controls platform it enables the management of indoor, outdoor and industrial areas of a single unit, or entire portfolio of buildings from one easy-to-interpret interface for data visualization. Maximize energy efficiency and transform your business into an intelligent environment. Enter the IoT world with an enterprise level Web API for custom app development to provide unique user experiences and make your space more productive.

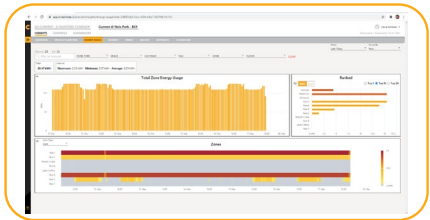
- *Space utilization*
- *Demand Response using OpenADR*
- *Time-series charts*
- *Store time/energy data for 3 years*

Dynamic Graphical Interface

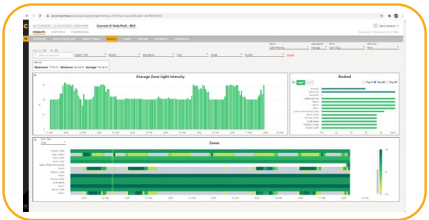
Daintree Controls Software makes it easy to create energy strategies for one local facility or thousands of locations worldwide. It provides rich data analytics in a graphical format you can quickly comprehend and interpret.



Space utilization in blue



Energy usage in orange



General reports in green

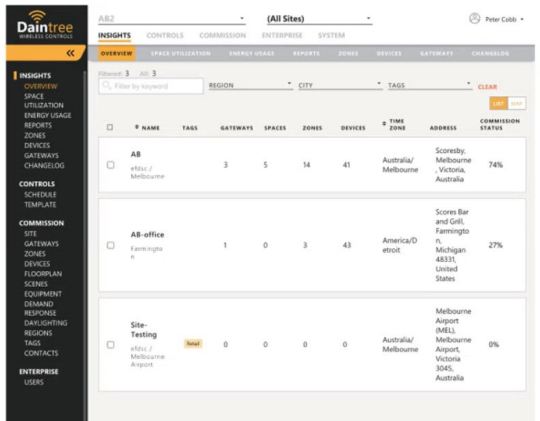
Instant 24/7 Access for your entire team

Individual members of your team can be assigned access to data and functions related to their roles. All the information and activity logs reside in a centralized place for easy review of appropriate staff.

Facility Manager

Commission

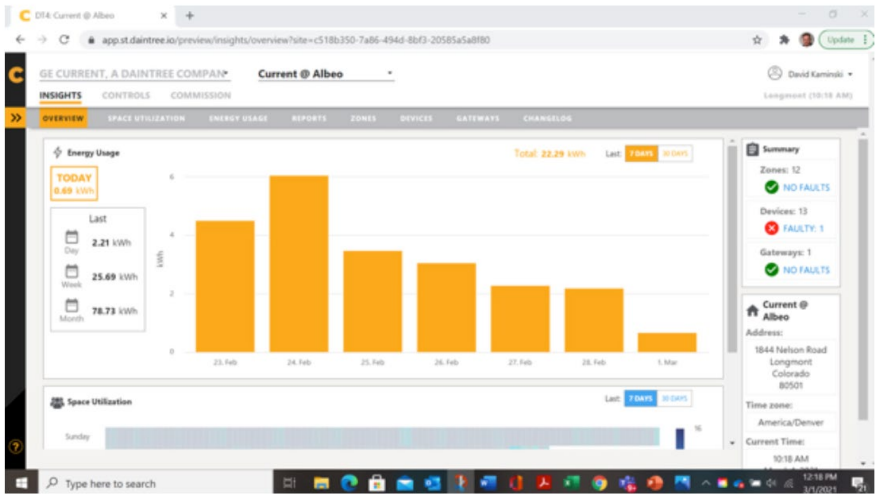
Enterprise Admin



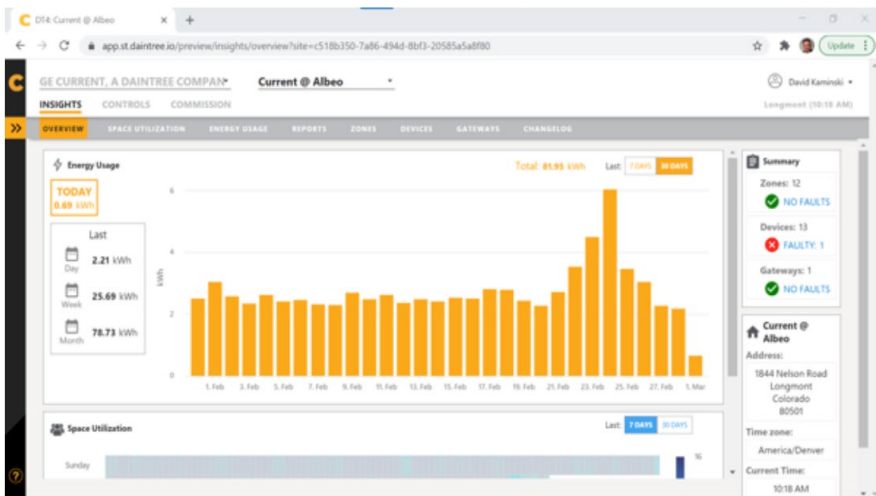
It's *easy* to *utilize* the treasure trove of data

The interface is designed for the easiest possible access to the information you need. Moving across and down the tabs gives you an instant high level overview of current data. Exploring individual pages in greater depth provides detailed information about specific subjects.

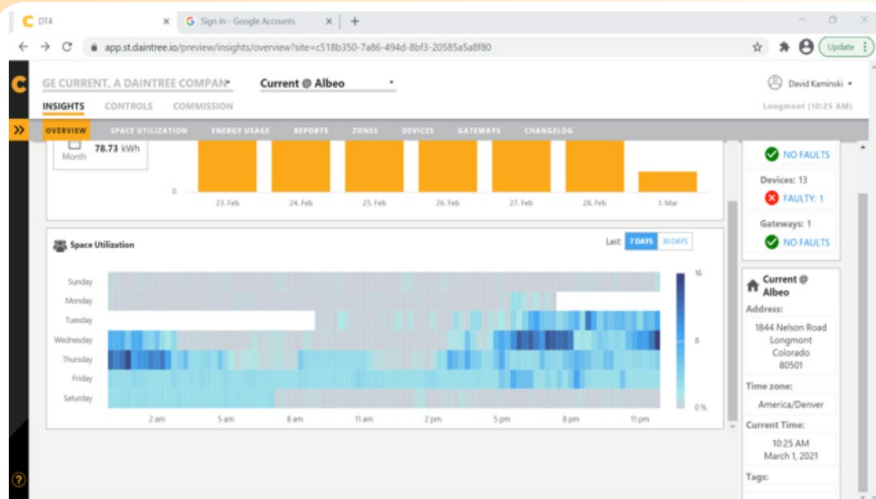
After you login, Get a quick view of your buildings' sites energy usage. View by the week...



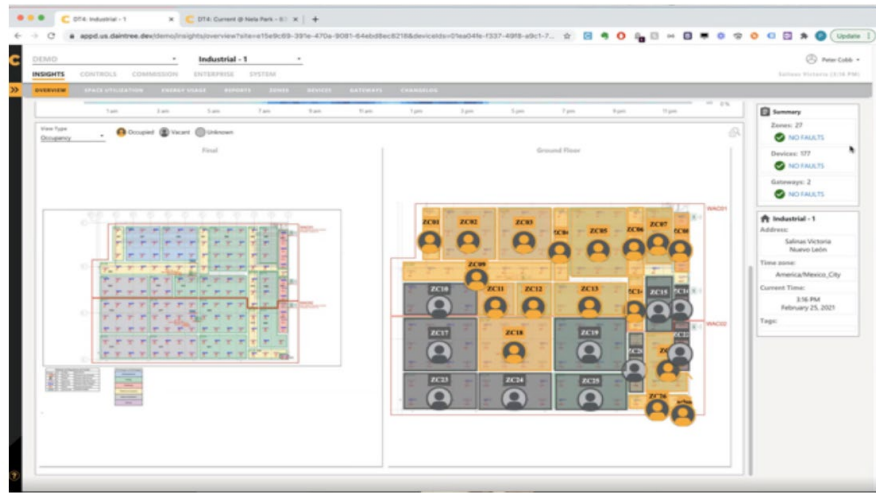
or the month using the tab in the upper right hand corner. The intuitive summary upper right quickly indicates any pressing issues.



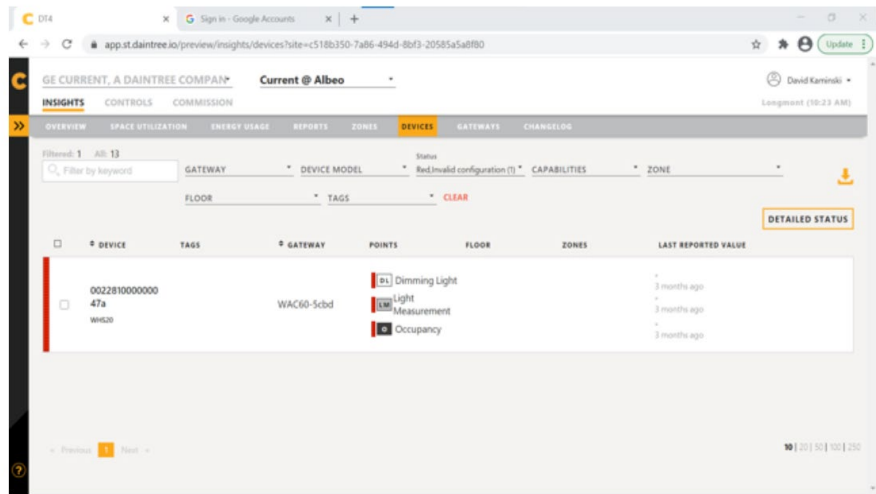
Scroll down the page to see space utilization over time, the deeper the blue, the more usage.



Layout view shows a floorplan indicating which rooms are occupied or vacant.



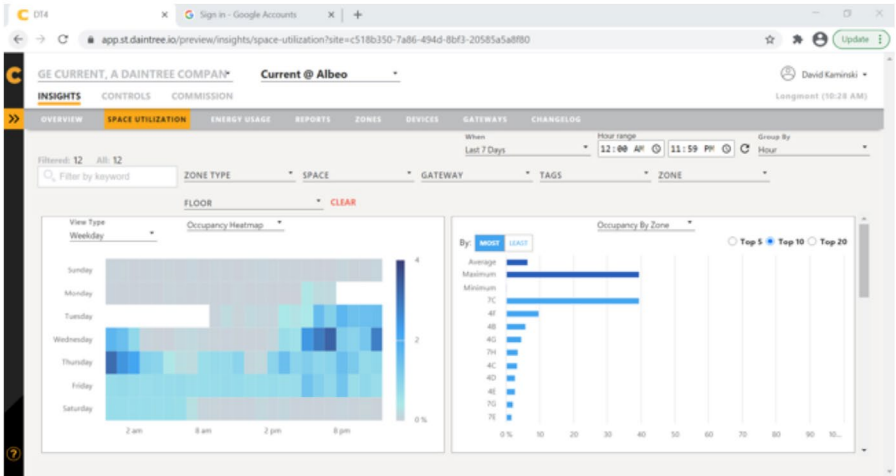
The **DEVICES** link under the **INSIGHTS** menu shows active status of all devices, highlighting those not performing properly. Exact locations (floors and zones) are indicated, making it easy to troubleshoot and resolve any issues.



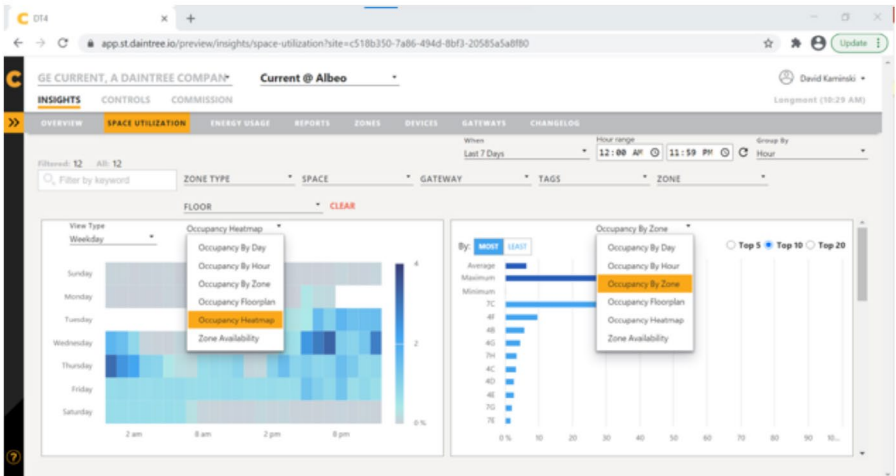
Space Utilization

The second tab on the navigation bar, SPACE UTILIZATION provides a depth of details about how various locations in your facilities are being used. Use it to track occupancy in conference rooms, offices, kitchen and break rooms, and general open spaces. Revise space layouts based on usage data to maximize return on your facility investment.

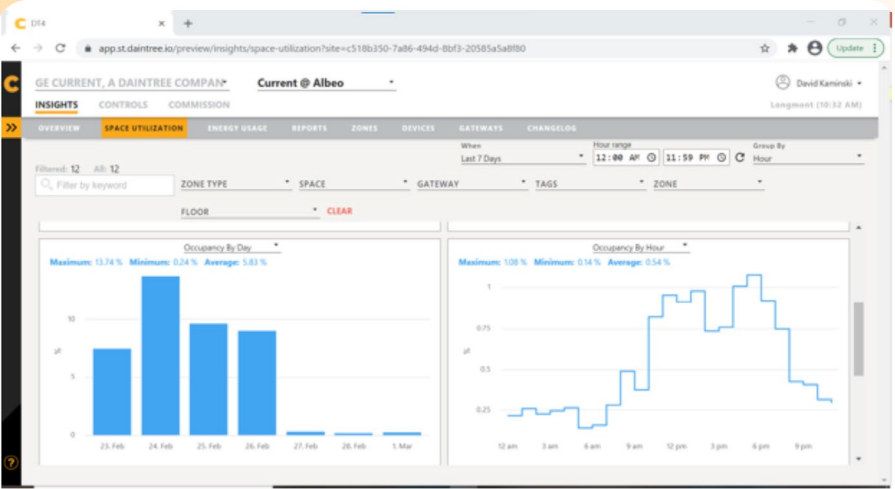
A color-coded heatmap indicates space utilization by time and day of the week; chart on the right prioritizes space usage by zone.



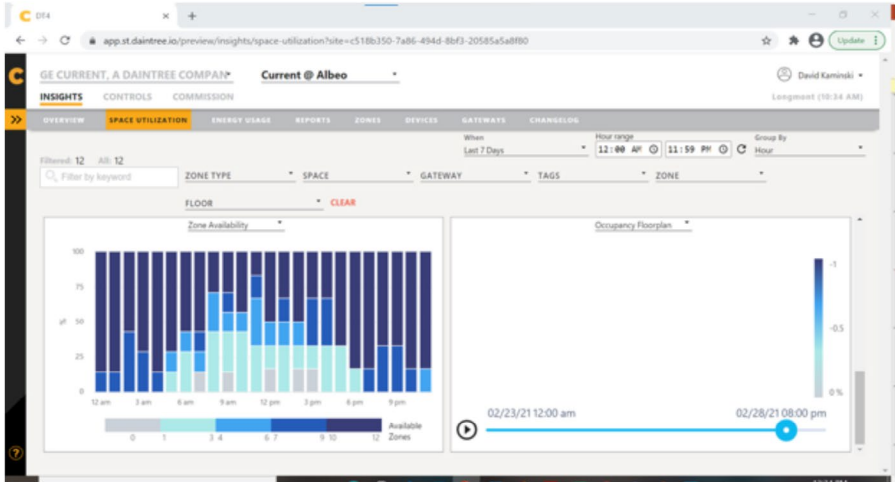
Drop down menus make it easy to see other useful data and organize the snapshots based on the needs of your organization. Each report can be downloaded into png, jpg, pdf, svg image formats or csv and xls data formats for easy reporting.



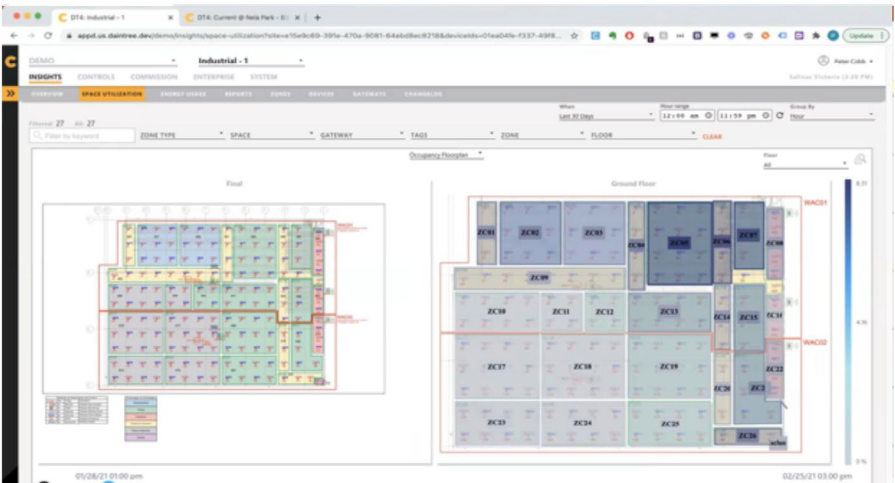
Scrolling down the page reveals more detailed information in real time. These views are by day and by hour.



Utilization by zone appears in a chart and can be mapped as a floorplan for easy usage analysis.



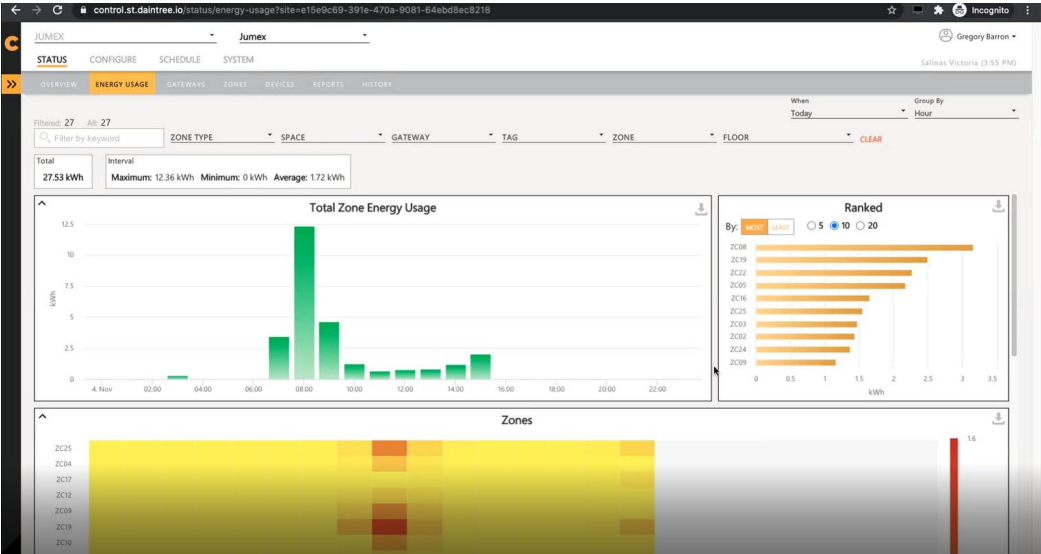
Use the time lapse setting to see room occupancy by zone throughout the course of a day.



Energy Usage

Reducing energy cost is a primary tool of any facility management plan. This tab provides essential energy data, empowering smarter strategic choices that can dramatically improve overall efficiency.

Identify which zones are using the most energy with the **ENERGY USAGE** tab. Energy schedules can be changed by increasing daylighting sensitivity, trimming top lighting levels, adjusting time delays and shortening vacancy illumination times.



Drill down for usage by zone, labeled vertically on the left. Dates and times are listed horizontally across the bottom, making it easy to see where and when energy usage is the highest.



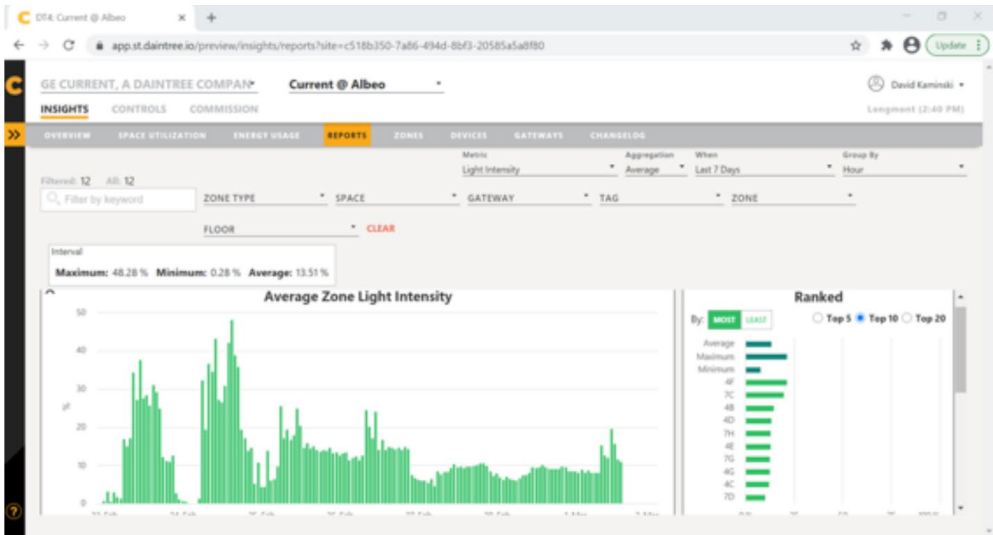
Keeping facilities pristine in COVID times

A Current customer connected occupancy data to an API platform to generate alerts indicating when individual meeting rooms have been vacated. These messages go directly to the cleaning crew, who immediately sanitize the spaces and reset the room status in the system. Indicator lights outside each room change from **red** to **blue** to alert users that the room was properly cleaned and is ready for the next meeting.

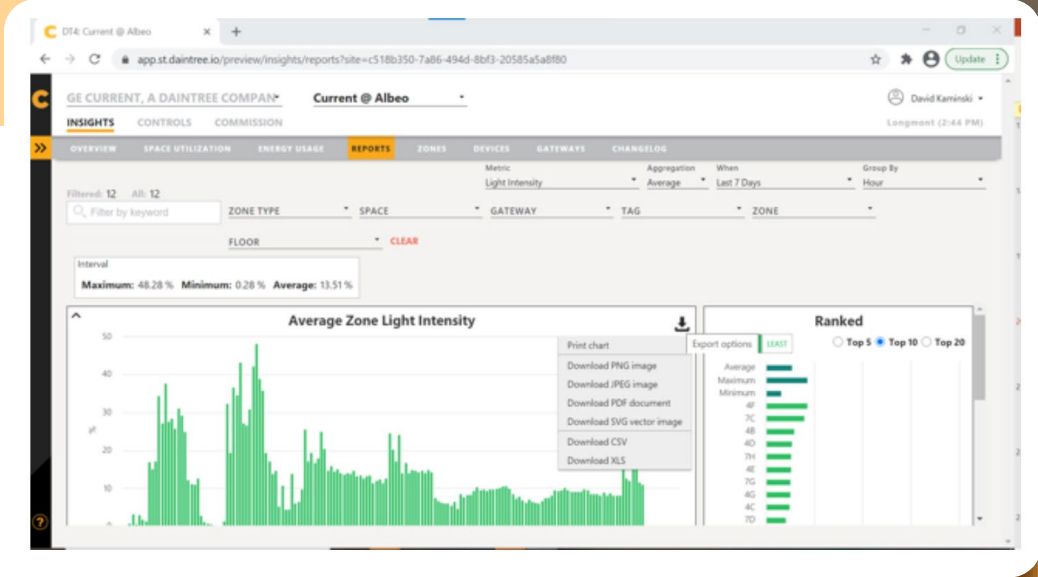
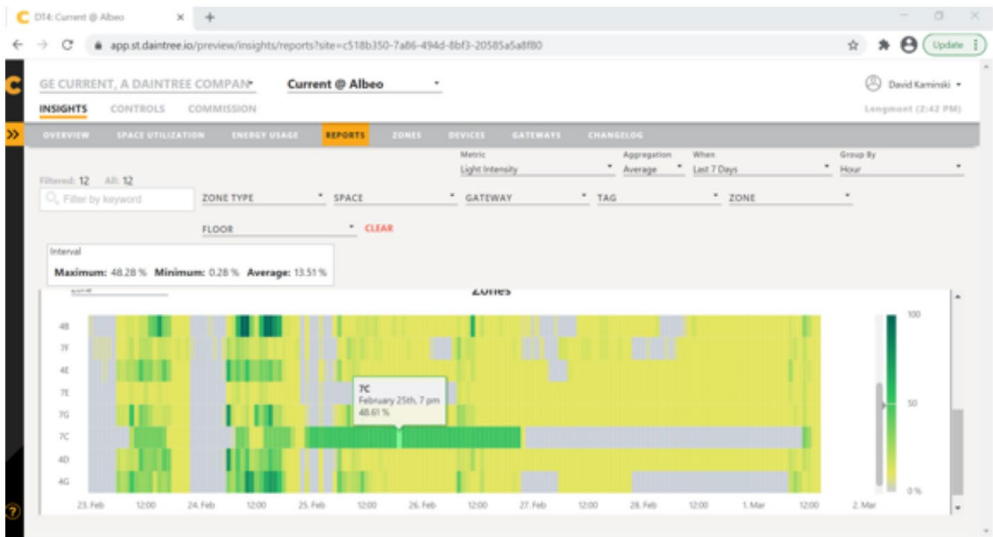
Detailed Reports

This reports tab generates details that allow you to compare light level performance in specific areas of your facilities. The insight can lead to making adjustments that cut energy cost without reducing occupant comfort.

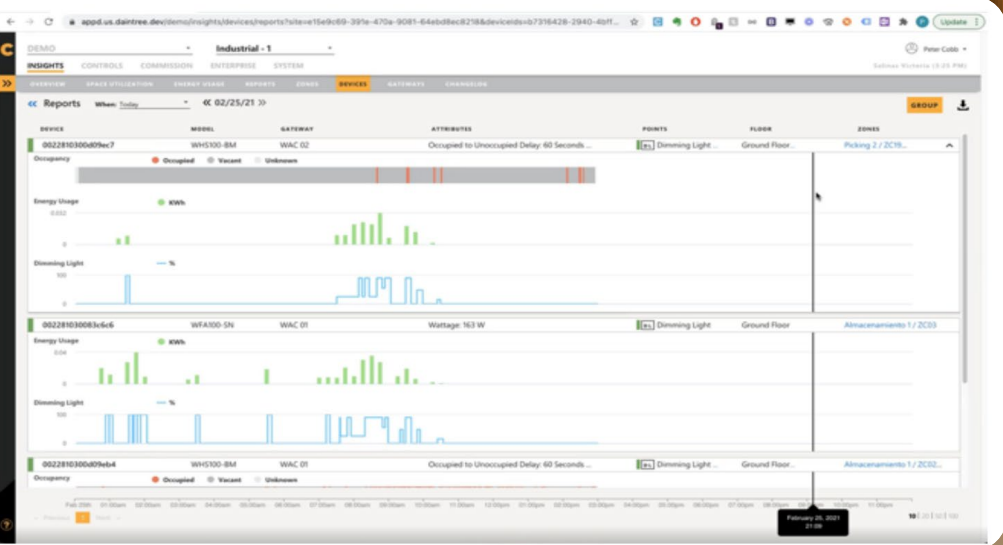
This report indicates light intensity by individual space, providing insight for adjusting top level and trim levels with Daylight Harvesting schedules.



A drill down into zones shows performance compared to other zones in the building. Locations like those indicated in the chart are commonly areas of egress, but this allows a look to see if devices need to be more properly scheduled.



Reports can be generated in a variety of different formats by selecting the export options in the upper right hand corner.



Occupancy, energy usage and light level can be combined into a single report that shows how the data works in concert with each other over time.

Conference room control for peak social distancing

A multi-national technology company installed Daintree occupancy sensors in conference rooms and tied the devices to their conference room booking software platform. Color changing indicator lights were installed in the hallway outside the rooms. Employees can clearly see if a particular conference room is available from a distance, without walking down the hall, decreasing their potential exposure to germs and bacteria carried by others. The Daintree Haystack API solution also allows real-time data gathered by DCS to funnel into third-party or custom apps to identify open rooms in real time.

Device Monitoring Troubleshooting & Commissioning

A full range of powerful functionality is accessed through these tabs. Get the information you need to commission, monitor and fix issues with your various devices. It's a seamless way to manage essential details.

With the **ZONES** tab you can get a very detailed look at all of the devices in a particular zone, including a quick glance at how they are set up for programming, where they are located in your floorplan and their state of operation. Any issues will be visible in the points section.

Drill further into "Detailed Status" to see the data on light, occupancy and delay.

The **DEVICES** tab clearly calls out faulty devices. Floors and Zones can be identified for quick resolve.

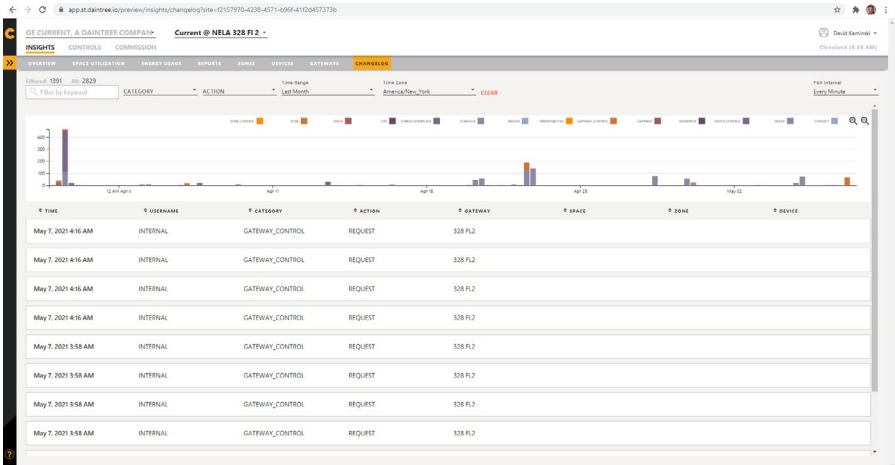
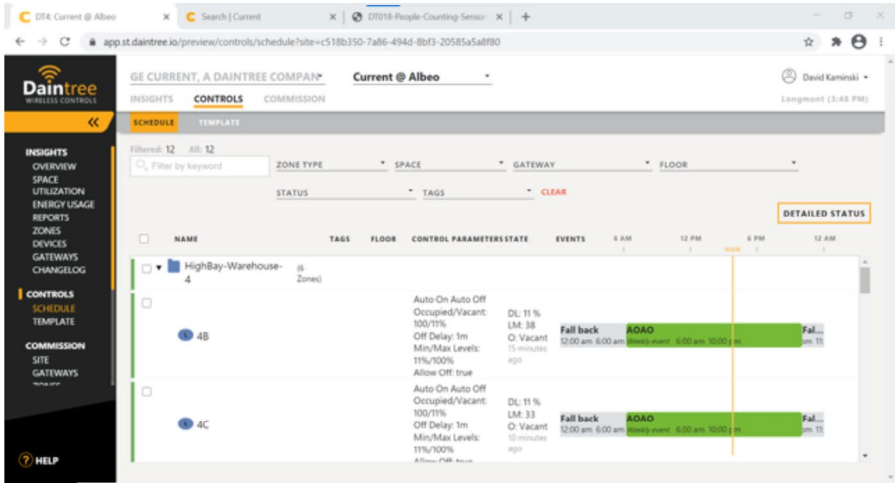
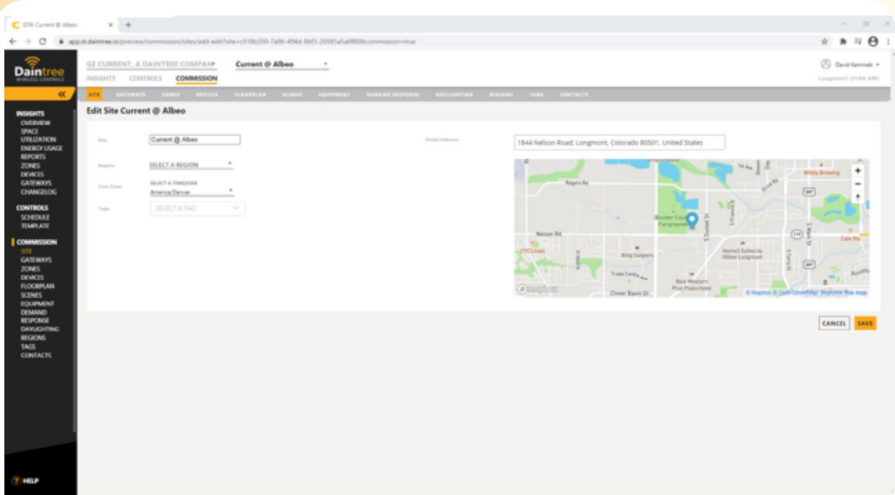
From the **COMMISSIONING** tab in the top menu and **SITE** in the second level tab, it's easy to add the address of a site; time of day and other parameters will be set up based on latitude/longitude assessed by mapbox.

Advantages Include:

- Daylight Savings time adjustments
- Code compliance in areas that have dusk/dawn or dark sky initiatives or regulations
- Daylight Harvesting adjustments for peak hours

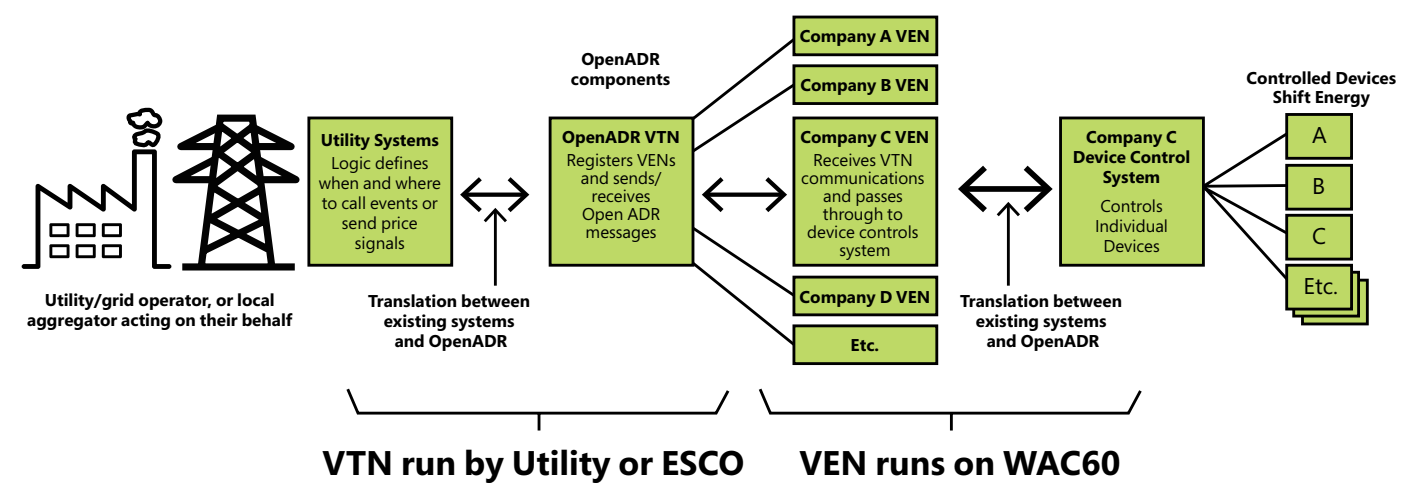
With the **CONTROLS** tab, zones and devices can be identified to see the programming schedules, which can be changed based on the hours of operation of the building for code compliance and added energy efficiency.

This functionality lets you review a range of data from one platform. CO2, Temperature, Humidity & Water Leak Detection Sensors can be tied in, as well as other BMS systems.

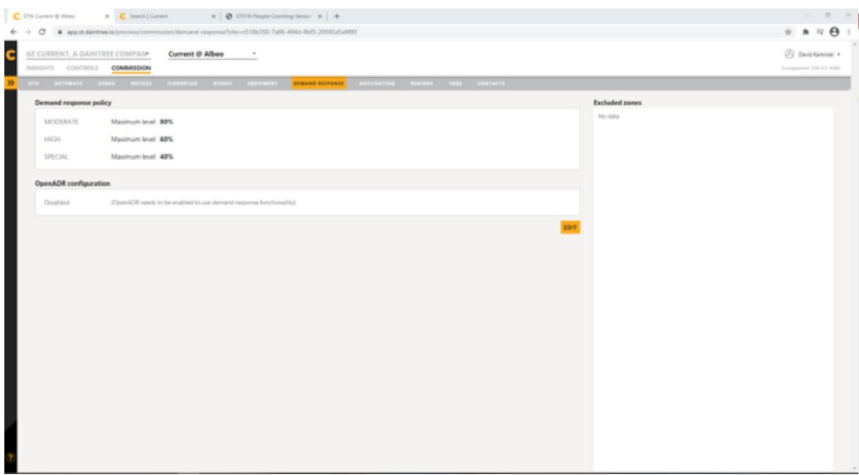


Demand Response

More efficient governance of energy usage is an important factor in applicable facility settings. Our solution provides fluid communication between the VTN and the WAC60 for optimum results.



An OpenADR can be used to curb energy usage. In the Daintree Networked solution the VEN (Virtual End Node) that a Utility Company uses to govern energy usage of a particular building runs on our WAC60, which is programmed to take actions to curb energy usage based on pre-defined settings. This allows the building owner to choose which areas, zones or devices are affected.

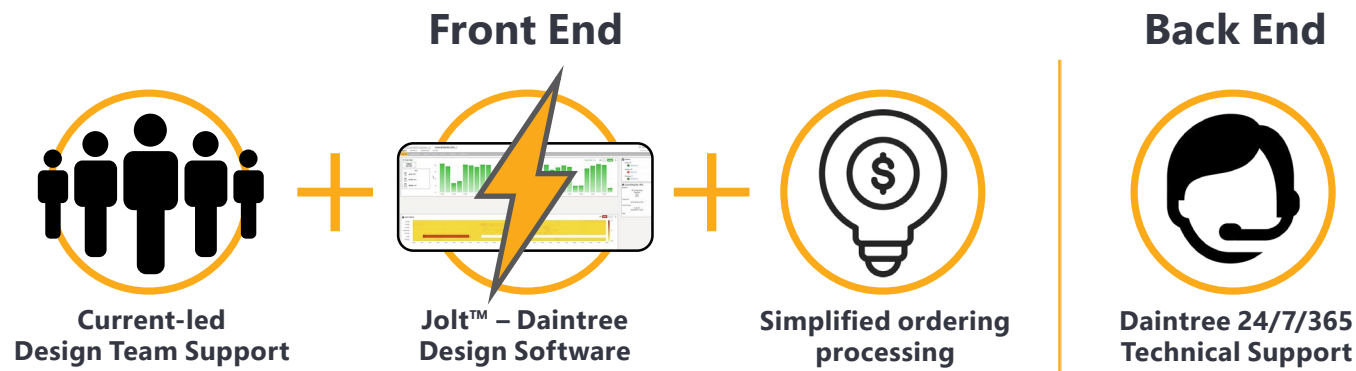


Daintree® Wireless Controls: Simple, Scalable, Flexible

No matter what your setting, there's a Daintree solution to transform the way you manage light. Indoor, outdoor, office, manufacturing, retail... our comprehensive offering is scalable, upgradable and so easy to use. The Daintree wireless solution suite includes wireless lighting controls, edge hardware devices and an intuitive web-based software platform. Our three levels of **Daintree Wireless Controls** are upgradeable, cost-effective and code-compliant. Contact us today and we'll help you find the perfect answers to your wireless lighting control questions.

Daintree® Services


Daintree® | Commercial Operations Investments



With **Daintree Wireless Controls** we offer full-service support through the entire process of your lighting and energy projects. Our team of sales and Controls Solution Engineers will help you identify the **Daintree Wireless Controls** platform that optimally performs for your business, ensuring you have a lighting control solution right for you and your energy goals. You can also work with the Daintree Design team, specifiers or architects using our **Jolt®** design tool to get accurate shop-level drawings of your project, to ensure proper product layouts.

Our Current Design Team can review design requests to ensure accuracy with the layout and Bill of Materials. **Daintree Wireless Controls** technical support experts will make certain the commissioning of the system works flawlessly. Our team can work hand-in-hand with the on-site contractor via remote startup to ensure the successful project implementation. Occasionally on-site trips are necessary for complex jobs.

With Daintree lighting controls you have access to 24/7/365 technical support. Via our cloud-based **Daintree Networked** platform, remote troubleshooting and support is often possible. Many times our highly trained staff can identify, troubleshoot and solve high priority cases in under four hours.





Proven Reliability for One Site or One Thousand

The world's biggest companies chose **Daintree Wireless Controls**, to manage the energy and smart building infrastructures of their properties. With over three-hundred-million square feet of facilities under management and ten years of experience, **Daintree Wireless Controls** are respected and relied on for absolute dependability in lighting control, energy management and intelligent environments.



See why Current is ***Always On*** at [LED.com](https://www.led.com)